EASTMONT SCHOOL DISTRICT
Relationships, Relevance, Rigor, Results
509.884.7169 • FAX:509.884.4210 • WWW.EASTMONT206.ORG
800 EASTMONT AVE. • EAST WENATCHEE, WA 98802

To: Board of Directors

From: Caryn Metsker, Executive Director of Financial Services

Date: April 12, 2022

Subject: Monthly Budget Status Report – March 2022

The information contained in this report is for the fiscal beginning September 1, 2021, through March, 2022. A brief summary of key points in operating revenue and expenditures is provided below:

- **General Fund:**
  - YTD Revenue: $49.2 million (52.55% of budget)
    - $2.8 million more than March 2021.
    - Property Tax Collections = $5.4 million
    - State & Federal Apportionment = $44 million
  - YTD Expenditures: $53 million (54.49% of budget).
    - $4.6 million more than March 2021
    - Labor costs make up most expenditures across all programs at approximately $46.3 million (88% of expenditures).
  - Fund balance is estimated to be $13 million at the end of the year.

- **ASB Fund:**
  - YTD Revenues: $289,000
    - $240,000 more than February 2021.
  - YTD Expenditures: $180,000
    - $133,000 more than February 2021.
  - Fund Balance is $695,000.

- **Capital Projects Fund:**
  - Elementary Additions and EHS Concessions Renovations:
    - Fiscal Year = $2,191,000
  - Eastmont Junior High Roof Replacement
    - Costs Encumbered = $1.1 million
    - To be completed this summer
  - Land Purchases
    - Costs to Date = $27,000 (Earnest Money & Appraisals)
  - District Wireless Infrastructure = $263,000

General Fund Revenues | Dashboard Summary

For the Period Ending March 31, 2022

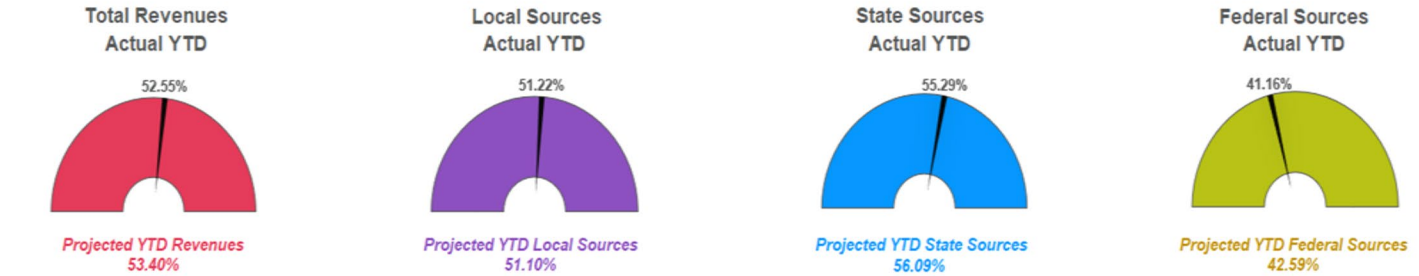

General Fund Expenditures | Dashboard Summary

For the Period Ending March 31, 2022

GENERAL FUND
5 YEAR COMPARISON OF REVENUE & EXPD

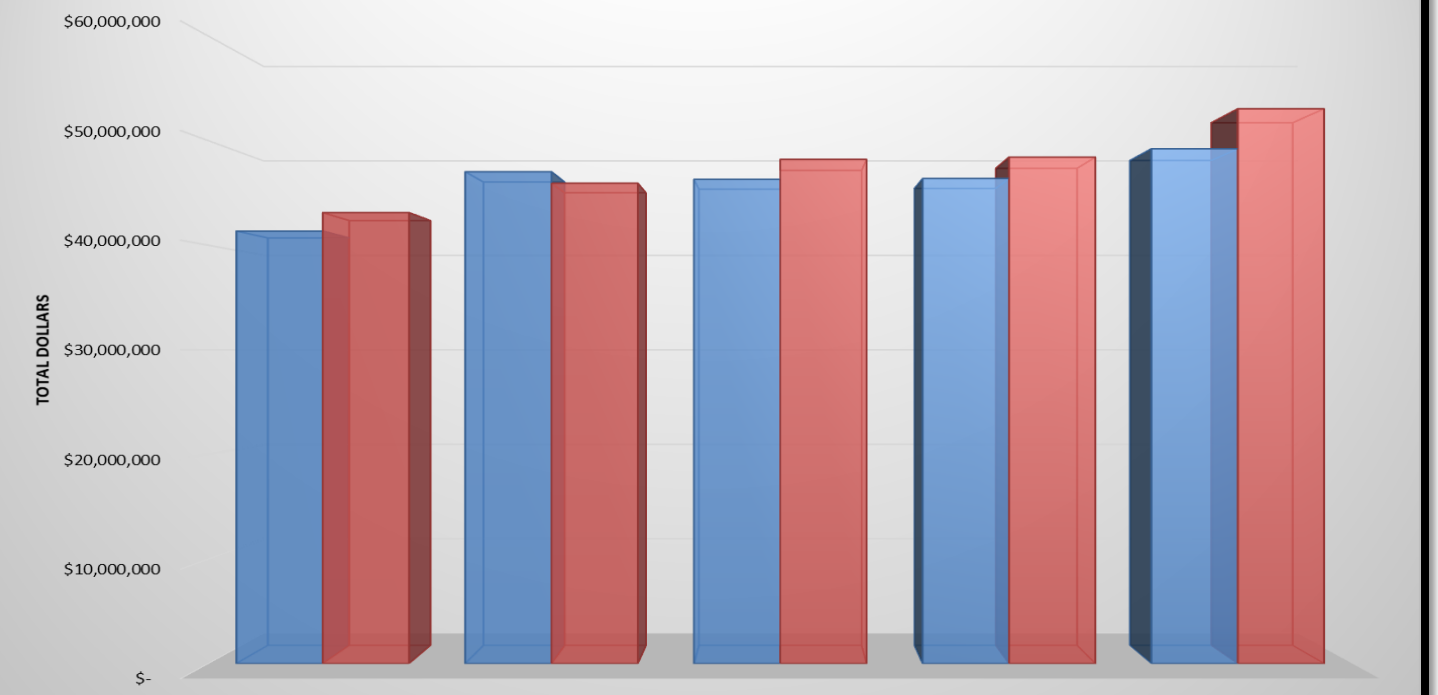

	Mar-18	Mar-19	Mar-20	Mar-21	Mar-22
Revenue	$41,357,447	$47,031,478	$46,305,829	$46,387,428	$49,222,503
Expenditures	$43,121,296	$45,939,800	$48,213,577	$48,425,151	$53,049,057

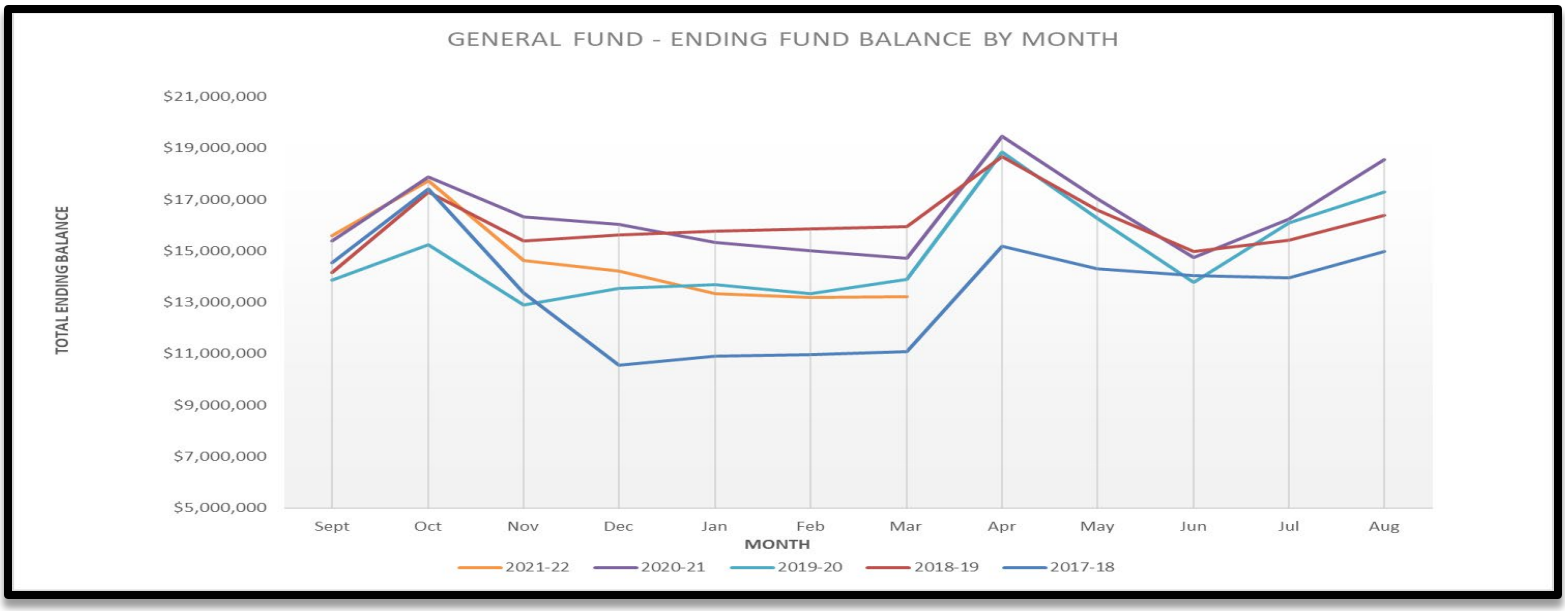
GENERAL FUND - ENDING FUND BALANCE BY MONTH
TOTAL ENDING BALANCE
$21,000,000
$19,000,000
$17,000,000
$15,000,000
$13,000,000
$11,000,000
$9,000,000
$7,000,000
$5,000,000
Sept
Oct
Nov
Dec
Jan
Feb
Mar
Apr
May
Jun
Jul
Aug
MONTH
2021-22
2020-21
2019-20
2018-19
2017-18

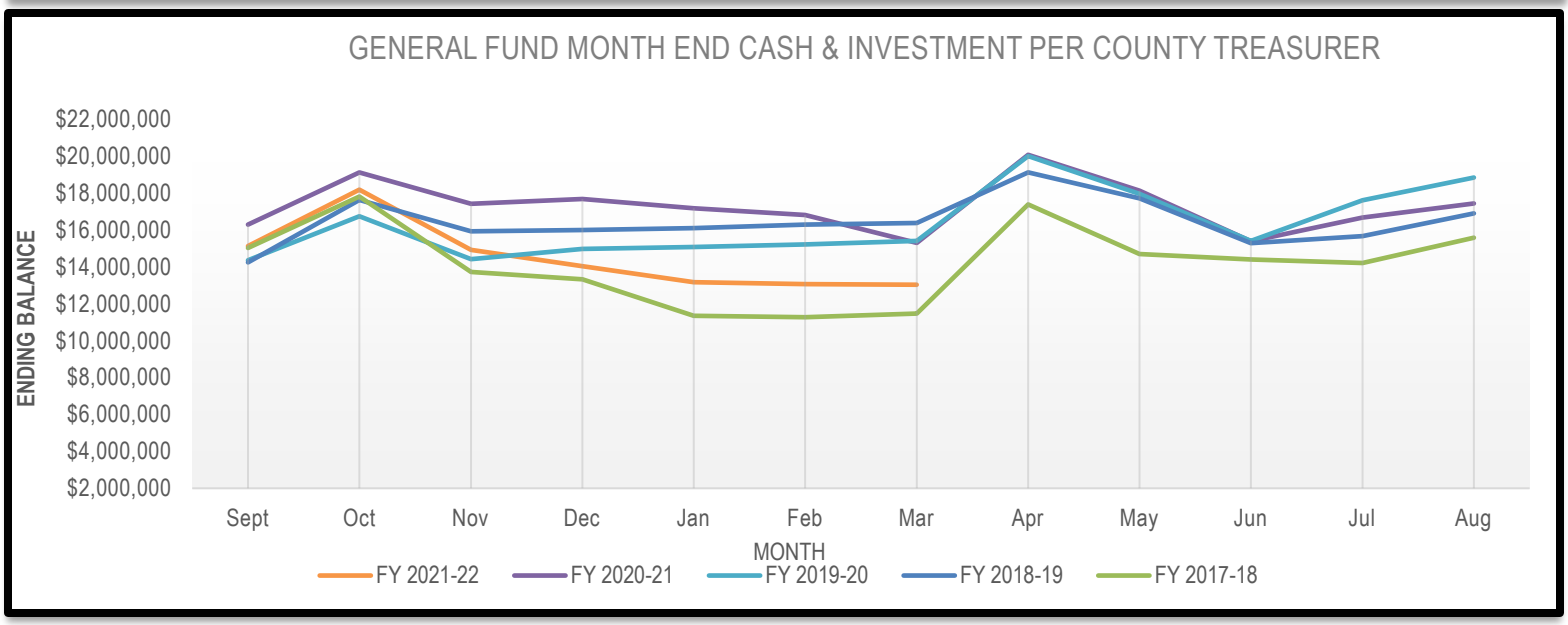
GENERAL FUND MONTH END CASH & INVESTMENT PER COUNTY TREASURER
ENDING BALANCE
$22,000,000
$20,000,000
$18,000,000
$16,000,000
$14,000,000
$12,000,000
$10,000,000
$8,000,000
$6,000,000
$4,000,000
$2,000,000
Sept
Oct
Nov
Dec
Jan
Feb
Mar
Apr
May
Jun
Jul
Aug
MONTH
FY 2021-22
FY 2020-21
FY 2019-20
FY 2018-19
FY 2017-18

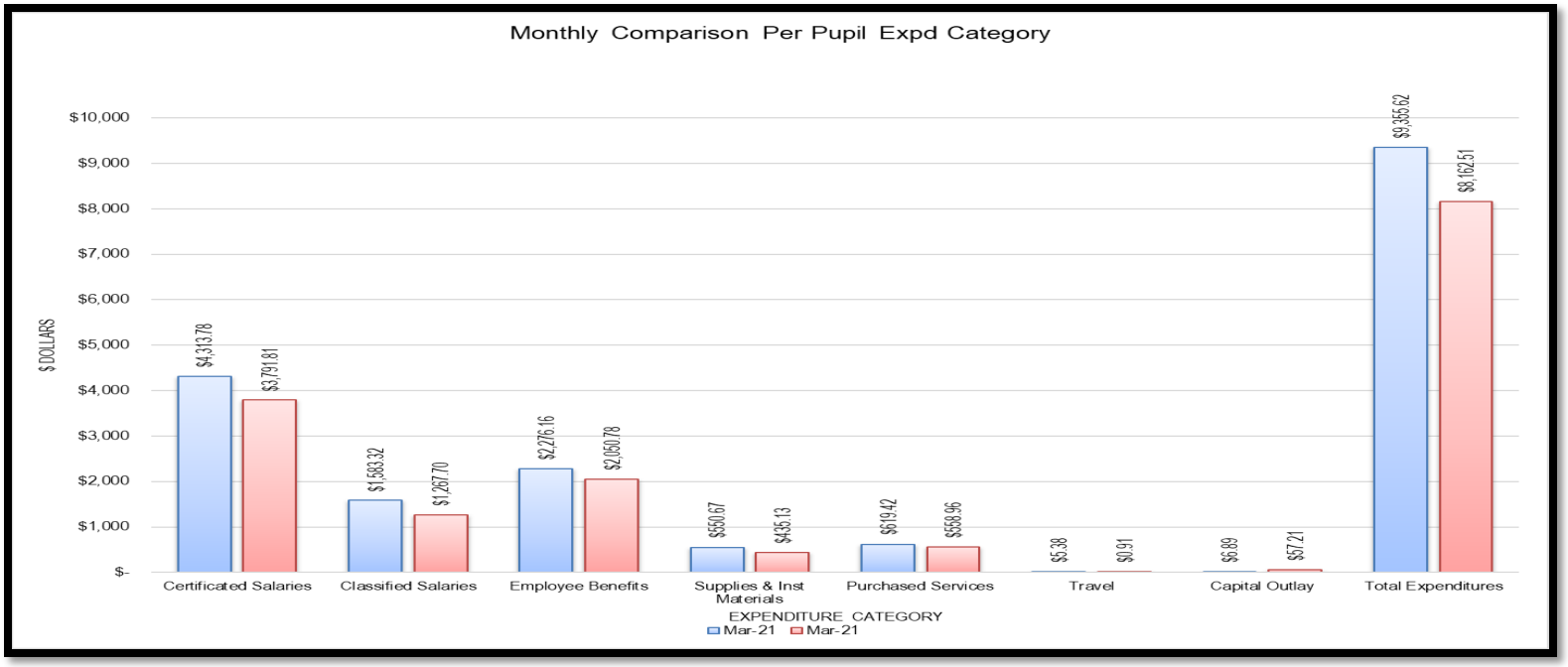
Monthly Comparison Per Pupil Expd Category
$ DOLLARS
$10,000
$9,000
$8,000
$7,000
$6,000
$5,000
$4,000
$3,000
$2,000
$1,000
$-
$4,313.78
$3,791.81
$1,583.32
$1,267.70
$2,276.16
$2,050.78
$550.67
$435.13
$619.42
$558.96
$5.38
$0.91
$6.89
$57.21
$9,355.62
$8,162.51
Certificated Salaries
Classified Salaries
Employee Benefits
Supplies & Inst Materials
Purchased Services
Travel
Capital Outlay
Total Expenditures
EXPENDITURE CATEGORY
Mar-21
Mar-21

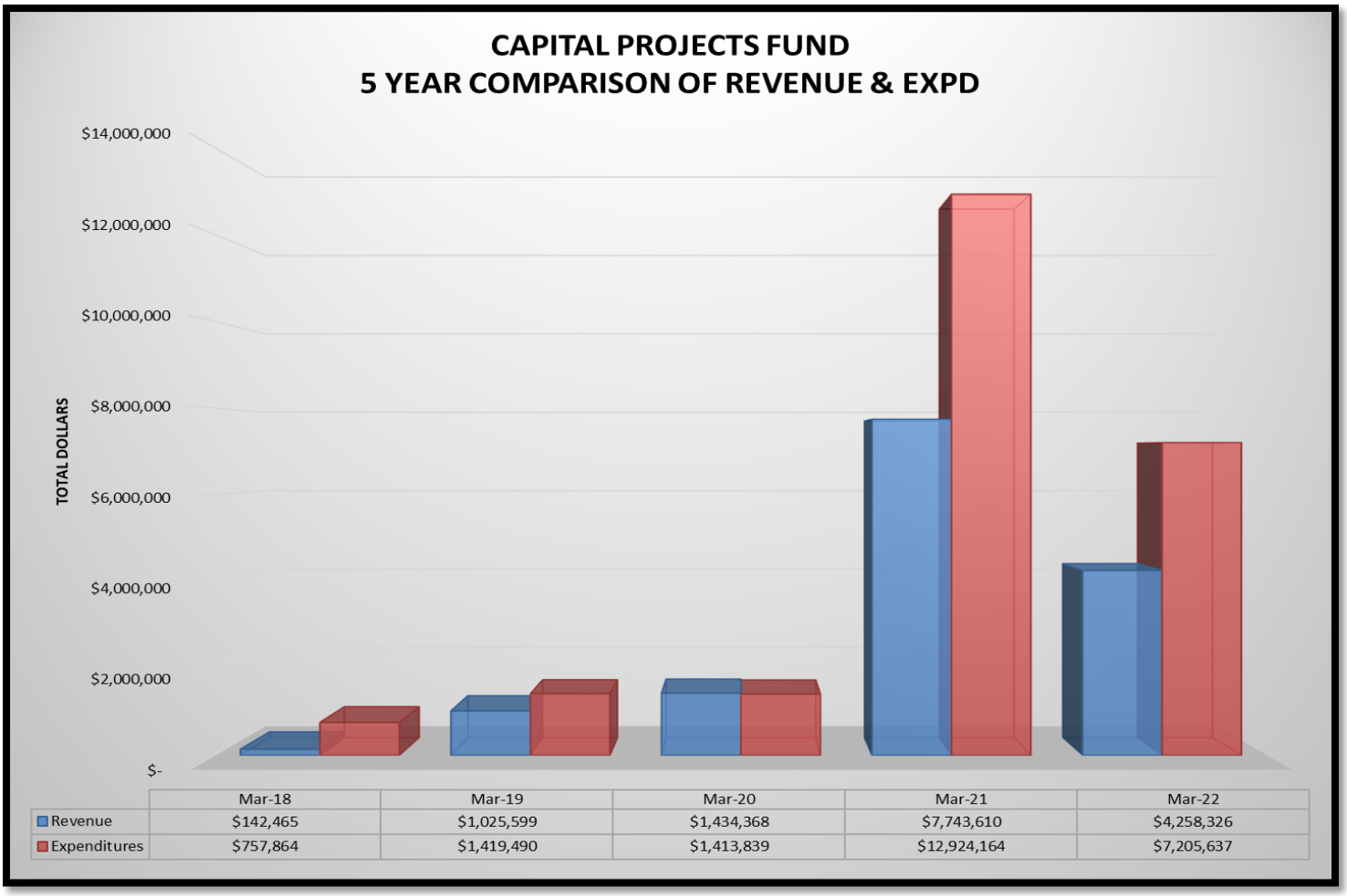

	Mar-18	Mar-19	Mar-20	Mar-21	Mar-22
Revenue	$142,465	$1,025,599	$1,434,368	$7,743,610	$4,258,326
Expenditures	$757,864	$1,419,490	$1,413,839	$12,924,164	$7,205,637

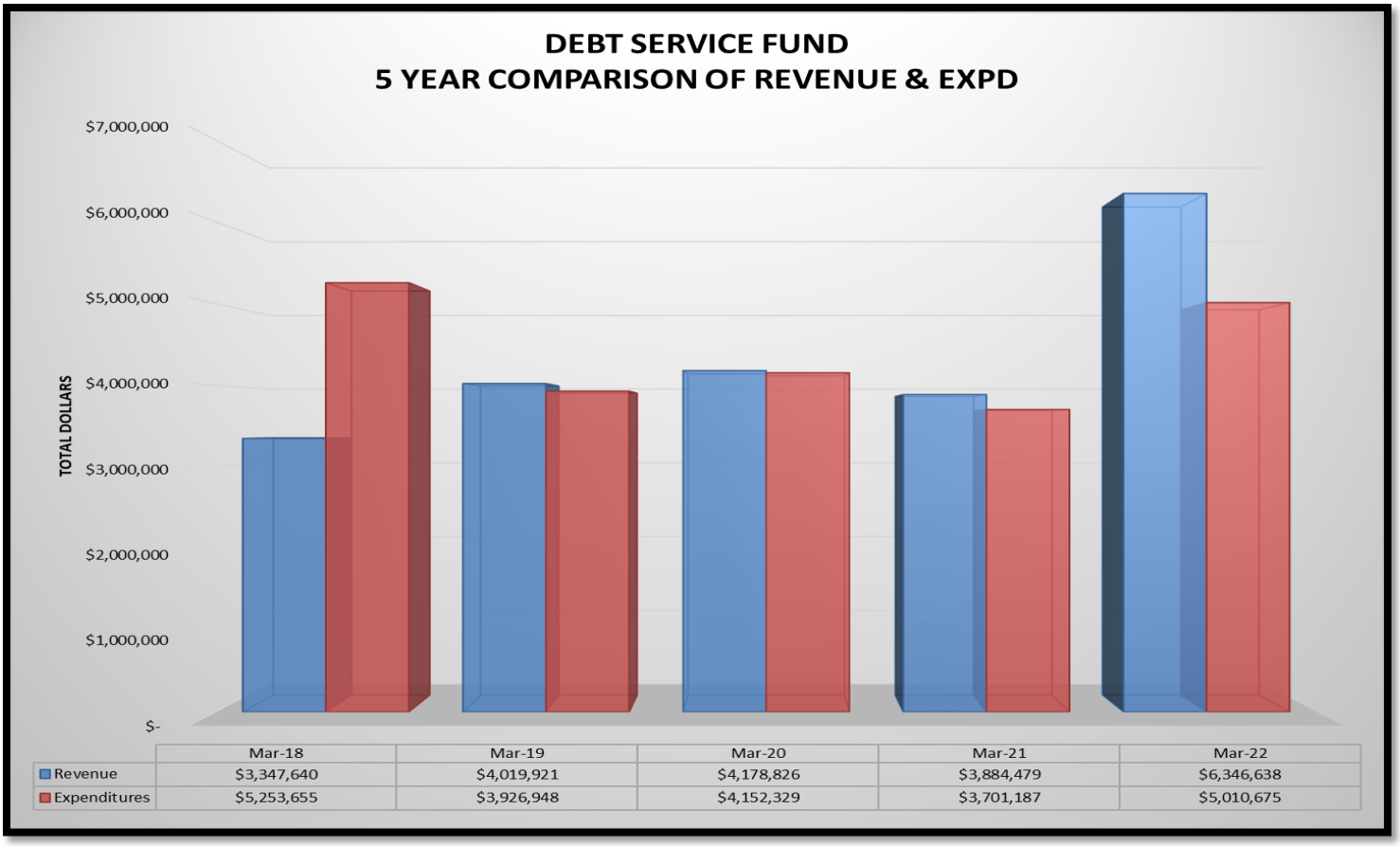

	Mar-18	Mar-19	Mar-20	Mar-21	Mar-22
Revenue	$3,347,640	$4,019,921	$4,178,826	$3,884,479	$6,346,638
Expenditures	$5,253,655	$3,926,948	$4,152,329	$3,701,187	$5,010,675

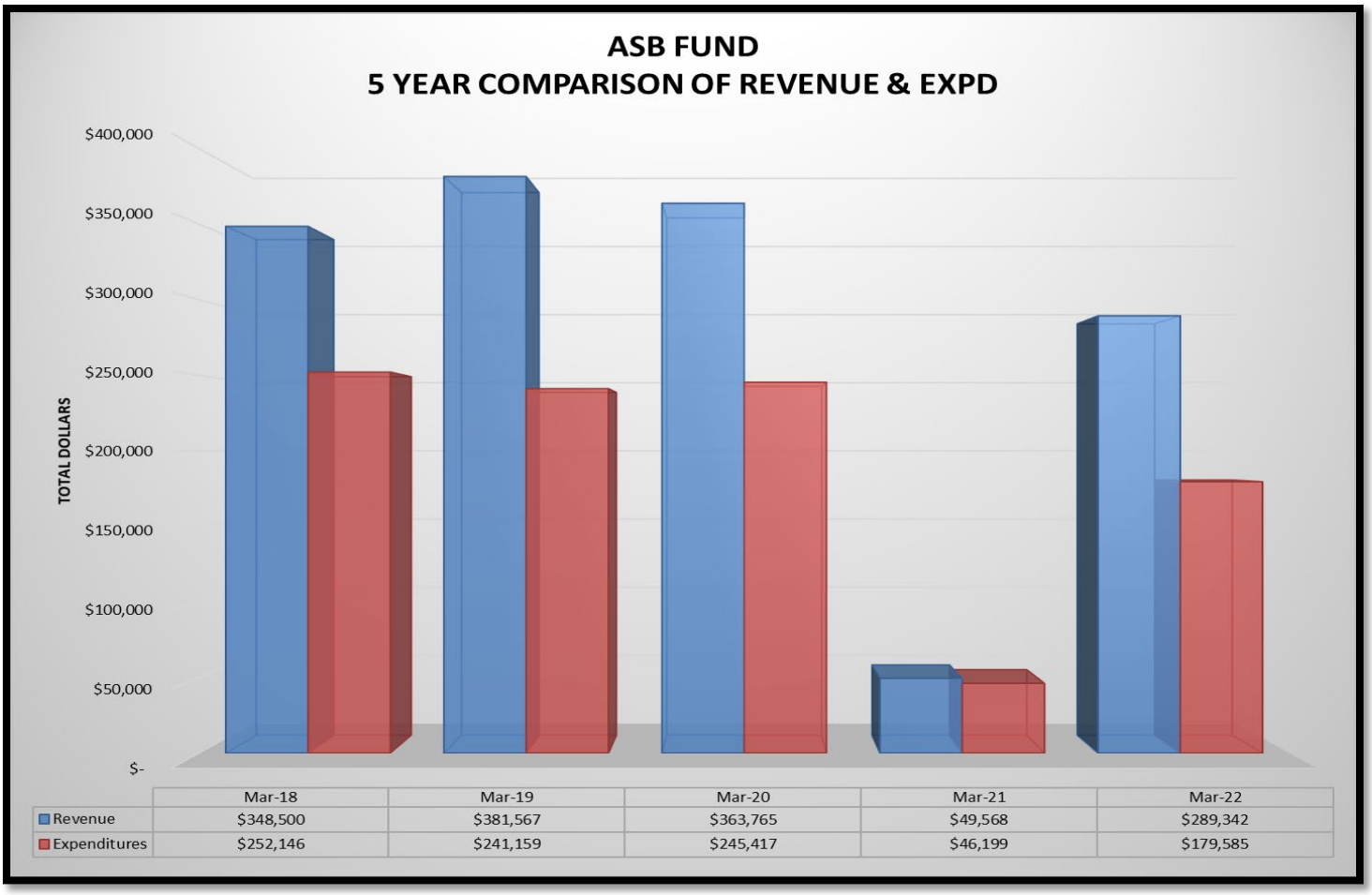

	Mar-18	Mar-19	Mar-20	Mar-21	Mar-22
Revenue	$348,500	$381,567	$363,765	$49,568	$289,342
Expenditures	$252,146	$241,159	$245,417	$46,199	$179,585

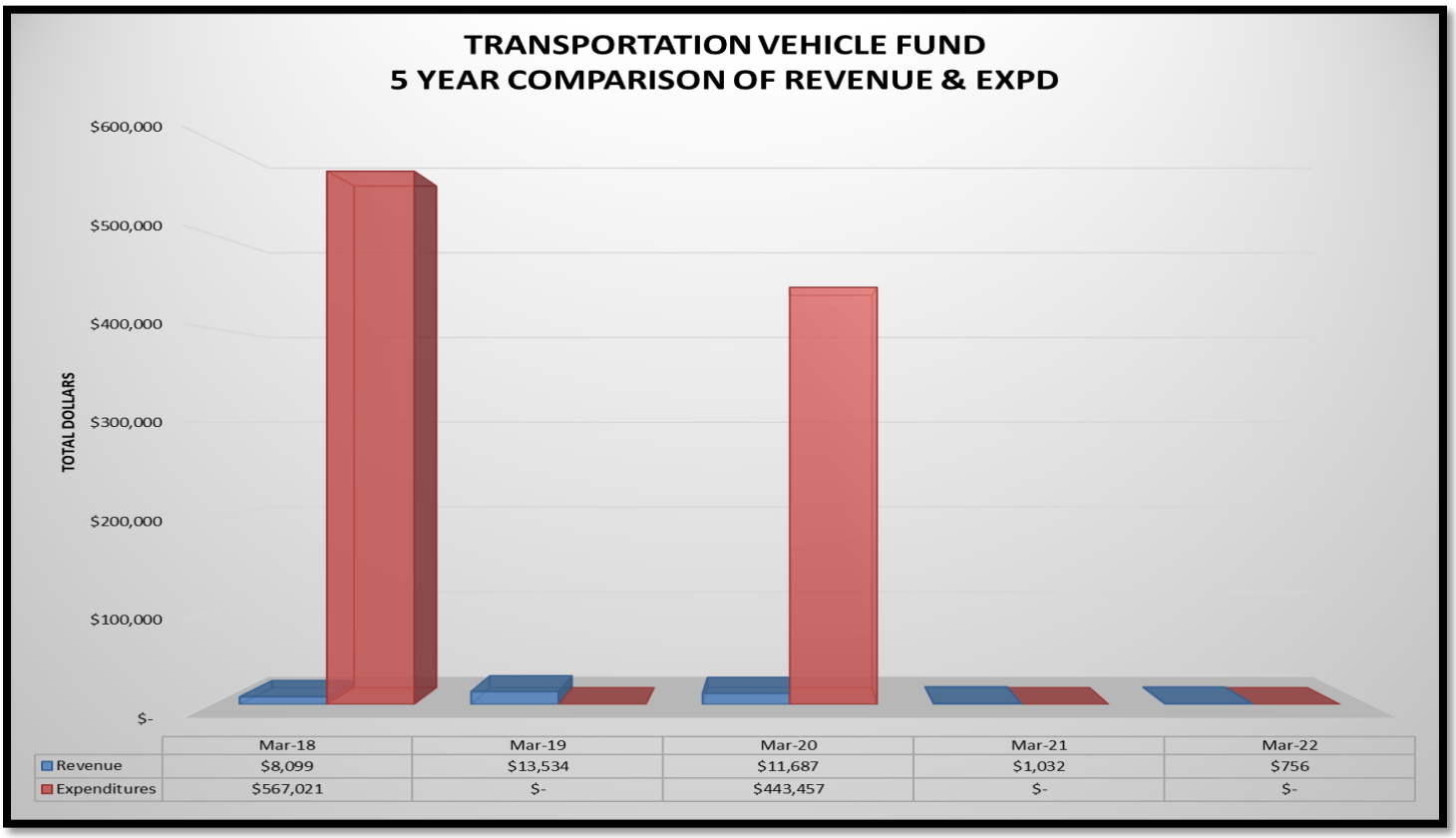

	Mar-18	Mar-19	Mar-20	Mar-21	Mar-22
Revenue	$8,099	$13,534	$11,687	$1,032	$756
Expenditures	$567,021	$-	$443,457	$-	$-

The following Budget Status Report provides detailed revenue and expenditure information within the following column headings for each fund:

Column Title	Description
Actual thru FEB 2021	The actual revenue & expenditure amounts posted in the financial records as of the same month in the previous year.
Budget	The original budget amount as adopted by the Board of Directors
Actual thru FEB 2022	Includes revenues and expenditures posted in the financial records through the current period.
Budget Remaining	The difference between the Budget and the Actual amounts posted (revenues yet to be received; or expenditures yet to be paid)
% of Budget	The actual amounts posted as a percentage of the budget adopted
Current Year to Prior Year Comparison	Computation of the increase or decrease in revenue/expenditures as compared to the same month in the previous year.